

## Pattern Index

In each of the folders on this CD there are patterns and color photos to help you towards specific design which I created. . All of the patterns are created to be printed out in 8 ½ x 11 size segments. That way you can print them easily on your printer. You can easily combine patterns


In each folder is a line drawing pattern, and a color photo pattern. These will be *almost* identical. Sometimes, after I painted the shirt, I changed my mind about how a leaf might go, etc., so I fixed it when I created the line drawing patterns.

Look at the index photos in this section. Then, go to the corresponding folder on your CD and just double click the folder you want on your CD.

Folder Name

Butterflies 1

Some selected close-ups from folder



Butterflies 2



**Folder Name**

**Possible Finished Design**

**Partial Selections of Patterns in Folder**

Daisies 1\_folder



Daysies2\_folder




Daysies3\_folder



Dogwood1\_folder



Dogwood2\_Folder



ForgetNot1\_Folder



ForgetNot2\_Folder




Hibiscus1\_Folder



Lilacs1\_folder



lilac2\_folder



palmtrees1\_Folder



Pansies  
1\_folder



Pansies2\_Folder



Pansies3\_folder




Pansies4\_folder



Pansies5\_folder



Pansies6\_folder



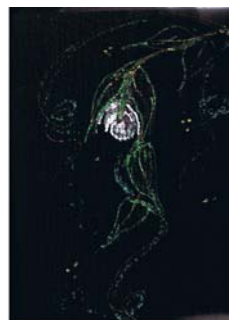
Pansies7\_folder



Roses1\_folder



Roses2\_folder



Roses3\_folder



Roses4\_folder




Roses5\_folder



Roses6\_Folder



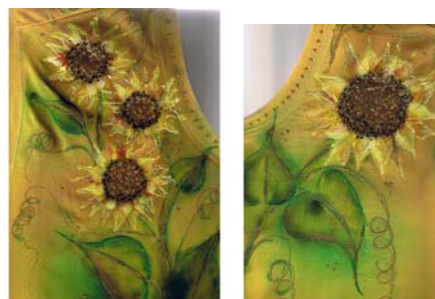
SnowflakeFillers\_  
folder



Sunflowers1\_folder



Sunflowers2\_folder



Sunflowers3\_folder



Sunflowers4\_folder



Wisteria1\_folder



More Design Ideas and Photos of Lilly Walters Art

Just for fun, here are some extra shots of some of my projects.





## Video Clips Index

<b>Video Clip Title</b>	<b>Description</b>
doubleload_leaves	See how to double load your brush. Also, how to create simple leaves with a single push of the brush.
paintboards	See how to make a paint board out of heavy poster board).
shading_highlights	How to add metallic highlights
outlining	As an almost last step, add metallic outlines to your leaves and/or flowers to help define them
scrubbing	Shows how to push the paint into the fabric, to scrub the paint in, then add water to the brush, and scrub again to help “stain” the fabric with the paint.
unclogtips	Fine tip squeeze bottles often clog. See the best way to un-clog them.
watercolorbackground	See how to use a spray bottle to create water color backgrounds
wisteria	See how to make the wisteria petals